

India Vastu Compliance Report 2026

69,804 flats analysed across 9 major Indian cities
A data study on Vastu compliance in residential real estate

69,804

FLATS ANALYSED

9

CITIES COVERED

27.3%

MEET 50%+ RATING

1.2%

SCORE 85%+

9

CITIES

Bengaluru
Delhi
Faridabad
Ghaziabad
Gr. Noida
Gurugram
Mumbai
Noida
Pune

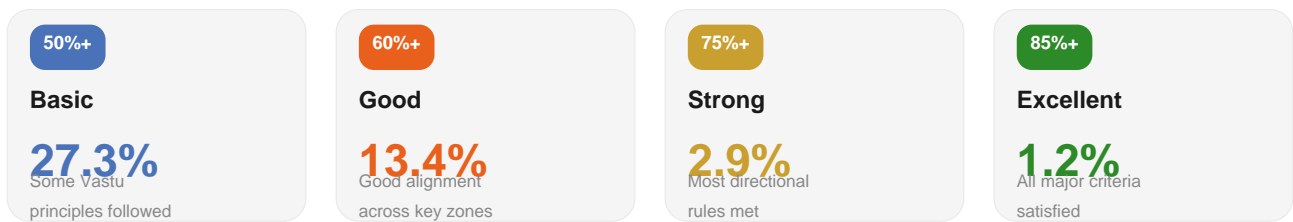
Introduction

ABOUT THIS REPORT

HuntVastuHomes.com is India's only real estate platform that assigns a Vastu compliance rating to every listed flat using a proprietary algorithm. For this report we analysed all residential flats listed across our 9 covered cities and classified them into four Vastu rating tiers.

The findings reveal a significant supply-demand gap for Vastu-conscious homebuyers and point to a growing opportunity for developers who choose to prioritise Vastu principles in their designs. This report is intended as a factual reference for homebuyers, real estate professionals, investors, and property developers.

VASTU RATING TIERS EXPLAINED



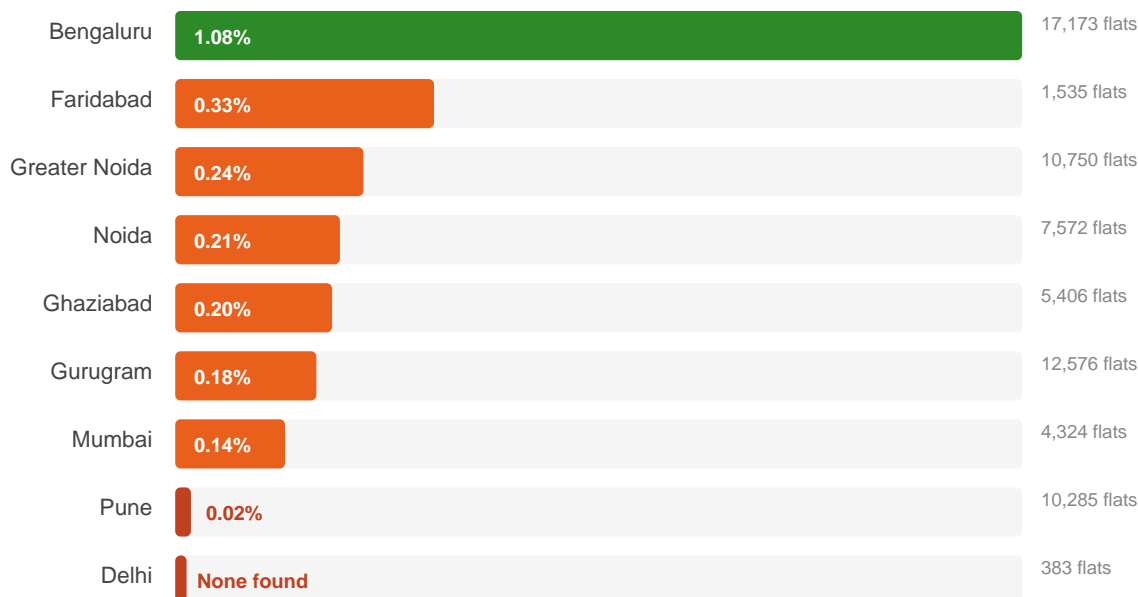
METHODOLOGY

Vastu ratings are computed by HuntVastuHomes' proprietary algorithm, evaluating flat orientation, entrance direction, room placement, and directional compliance against classical Vastu Shastra principles. Data reflects live listings as of Q1 2026. Only residential apartments and flats are included; villas, plots, and commercial units are excluded. City percentages are calculated as a share of total listed units per city. National averages are weighted by city listing volume.

City-by-City Analysis

CITIES RANKED BY EXCELLENT VASTU STOCK (85%+ RATING)

The chart below shows the percentage of listed flats in each city achieving an excellent Vastu rating of 85 or above - the highest tier on the HuntVastuHomes scale.



Bar length proportional to % of listings at 85%+ rating. Figure at right shows total flats analysed per city.

FULL DATA TABLE - ALL CITIES, ALL TIERS

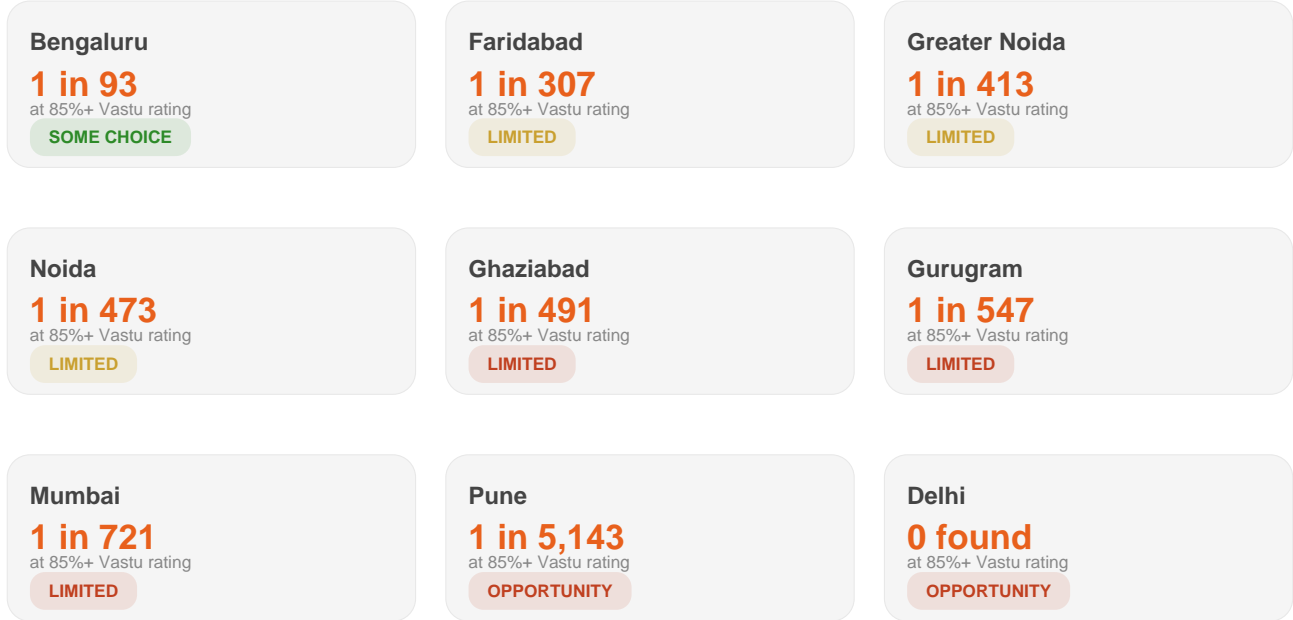
City	Total Flats	50%+	60%+	75%+	85%+
Bengaluru	17,173	42.8%	27.8%	6.1%	1.08%
Faridabad	1,535	25.6%	12.4%	2.0%	0.33%
Greater Noida	10,750	25.5%	12.8%	1.8%	0.24%
Noida	7,572	23.6%	11.3%	1.4%	0.21%
Ghaziabad	5,406	28.1%	15.4%	2.6%	0.20%
Gurugram	12,576	23.1%	10.6%	1.1%	0.18%
Mumbai	4,324	17.3%	7.4%	0.7%	0.14%
Pune	10,285	12.5%	4.8%	0.3%	0.02%
Delhi	383	32.9%	11.7%	0.8%	-

All figures show % of total listed flats per city meeting each Vastu rating threshold.

Buyer Perspective

HOW EASY IS IT TO FIND AN EXCELLENT VASTU HOME TODAY?

The cards below express the supply scarcity in plain terms - showing how many listed flats a buyer must search through on average to find one that scores 85%+.



HUNTVASTUHOMES.COM - DATA REPORT 2026

The Vastu Opportunity: A Growing Gap Between Supply & Demand

Homebuyers seek Vastu-compliant homes - yet supply remains critically limited across India.

69,804

TOTAL FLATS

27.3%

MEET 50%+ RATING

1.2%

SCORE 85%+

% OF FLATS SCORING 85%+ (EXCELLENT VASTU) BY CITY



NATIONAL AVERAGE - SHARE OF FLATS PER VASTU TIER

27.3%

BASIC 50%+

13.4%

GOOD 60%+

2.9%

STRONG 75%+

1.2%

EXCELLENT 85%+

Key opportunities for developers & buyers

- > Bengaluru leads with 1.08% of stock at 85%+ - proving excellent Vastu is achievable at scale
- > Meeting the 50%+ basic threshold puts a project ahead of 7 in 10 listings nationally
- > Pune and Mumbai represent the largest untapped Vastu-conscious supply gaps in India

Key Findings

FIVE THINGS THE DATA TELLS US

1

Bengaluru leads the nation

With 1.08% of its stock scoring 85%+, Bengaluru demonstrates that excellent Vastu compliance is achievable at scale. It remains the best city for Vastu-conscious homebuyers today.

2

Most cities offer very limited choice

In 7 of 9 cities, fewer than 1 in 300 flats reach the excellent 85%+ threshold. Homebuyers seeking high Vastu compliance face a genuinely constrained market across India.

3

The basic threshold is already a differentiator

Only 27.3% of all listed flats nationally meet even the basic 50%+ rating. A project crossing this threshold is already ahead of nearly 3 in 4 competing listings.

4

Pune and Delhi represent the largest gaps

Pune has just 2 flats per 10,000 listings at the excellent tier. Delhi has zero. These cities represent significant untapped demand for Vastu-compliant residential design.

5

The supply-demand gap is a clear market signal

As awareness of Vastu principles grows among homebuyers, early-mover developers who embed Vastu compliance into their design process stand to command a measurable premium.

DISCLAIMER

The information in this report is for informational purposes only. Vastu ratings are based on HuntVastuHomes' proprietary methodology and should not be the sole basis for any property purchase decision. Data reflects listings available on HuntVastuHomes.com as of Q1 2026 and may not represent the full market.

Find Vastu-Compliant Homes

Browse 69,804+ rated flats across 9 cities. Filter by Vastu score, city, and budget at

huntvastuhomes.com